

Step

PENDANT



SPECIFICATION SHEET

Step



Model 1540

Type

P Pendant

Size

24	24.0" [610mm]
28	28.0" [711mm]
32	32.0" [813mm]
36	36.0" [914mm]

Custom

Wattage^{1,2}

24"	L 28W (3735lm)
28"	L 40W (5335lm)
32"	L 60W (8000lm)
36"	L 77W (10265lm)

Color Temp³

30	3000
35	3500
40	4000

Voltage

U	120/277 Volt
1	120 Volt (DFPN only – see section Control)

Driver

RD	Remote
ID	Integral

Control - (RD/ID)

S	Non-dim
D010	0-10V 10%
DFPN	Lutron Forward Phase 1% 120 Volt
L3DAE	Lutron Hi-lume 1% EcoSystem
L3DOE	Hi-lume Premier 0.1% EcoSystem (remote only)

Diffuser Bottom

SW Satin opal acrylic

Diffuser Top

CPS Clear polycarbonate - sanded both sides

Finish⁴

16	Clear anodized aluminum
21	Painted white - RAL 9010 matte
26	Painted black - RAL 9005 matte
22	Painted custom color

Mounting

CE Center canopy

Power Cable⁵

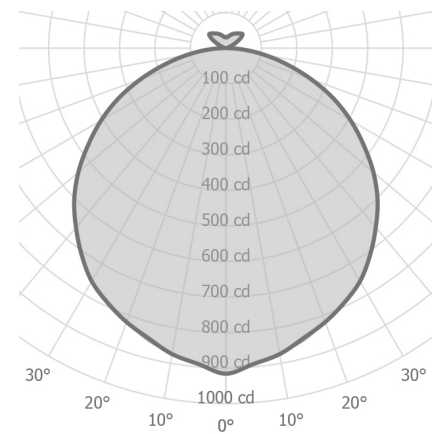
CC	Clear insulated cable (standard)
WC	White cable
BC	Black cable

Notes

- 1 Nominal lumens value specified
- 2 Linear LED board, constant voltage 24 Volt
- 3 90+ CRI standard
- 4 Canopy finish matches housing
For Clear anodized aluminum finish, canopy finish will be painted anodized aluminum
- 5 96" standard cable length

Example fixture number:

1540 - P - 24 - L - 30 - U - ID - S - SW - CPS - 16 - CE - CC



Step

PENDANT

Shallow, square pendant or surface mounted versions in various sizes, with 10% uplight. Even illumination on the Satin Opal lens. Step is suitable for individual workspace task lighting, conference rooms or larger spaces when used in multiple configurations.



Size	
24	24" [610mm]
28	28" [711mm]
32	32" [813mm]
36	36" [914mm]
Custom	



* 70mm bottom diffuser profile

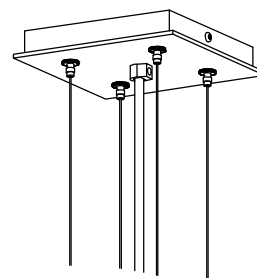
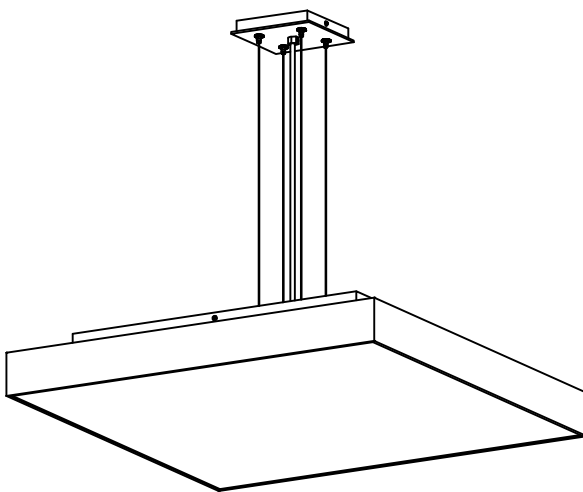
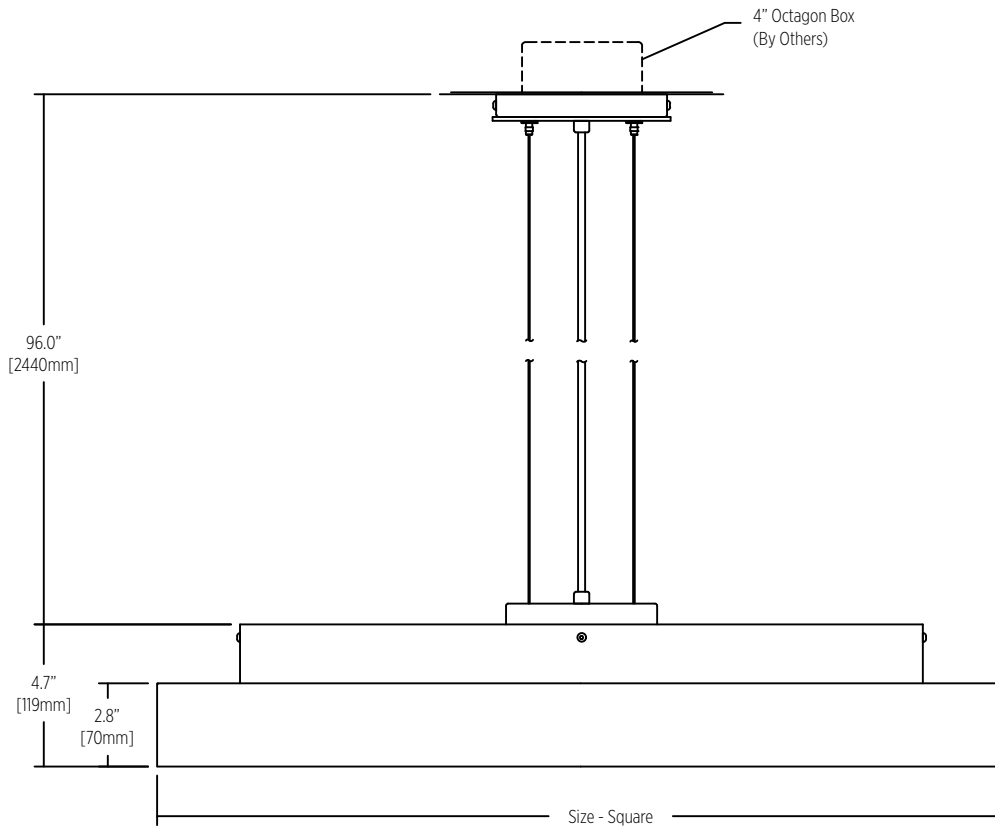
Step

PENDANT



SPECIFICATION SHEET

Step



Canopy Detail

Fixture mounts directly to 4" octagon box - supplied and installed by others